

The Cappuccino Connection

17 Mac Dade Blvd.
Collingdale, PA 19023
www.cappuccinconnection.com

Telephone 610.583.7840
Fax 610.583.3325

July 9, 2010

Quote

Sold To: Jason Mackey

Hershey, PA

Description		List Price	Your Price
Premiere Maxi Two Group Semi-Automatic Espresso Machine		\$ 5,300.00	\$ 4,000.00
MDX Semi-Automatic Espresso Grinder		\$ 995.00	\$ 746.25
See attached for equipment specifications			
Included with machine Purchase			
Quantity			
1	Machine Installation		
1	1 Year Warranty Parts and Labor		
1	Cuno SGP-124B Water Filter/Softener		
1	ACKB100 Countertop Knockbox		
2	32 oz Frothing Pitcher		
1	Cafiza Espresso Cleanser 20 oz		
1	Espresso Reference Book		
2	Frothing Thermometer		
6	DaVinci 750 ml		

Above pricing assumes that all plumbing and electrical installation requirements have been completed prior to delivery of above equipment
Prices do not include sales tax
Prices effective for 45 Days

The Cappuccino Connection

17 MacDade Blvd.
 Collingdale, PA 19023
 www.cappconnection.com

Telephone 610.583.7840
 Fax 610.583.3325

July 9, 2010

QUOTE

Sold To: Jason Mackey
 Hershey, PA

Ship to: Jason Mackey
 Hershey, PA

<u>Quantity</u>	<u>ID#</u>	<u>Description</u>	<u>List Price</u>	<u>Price</u>	<u>Amount</u>
1	23400.0041	Bunn CWTF Twin-APS Airpot Brewer 120/240V/30 amp Stainless Steel Funnels Hot Water Faucet Stainless Décor Automatic Brews into 2.2 or 2.5 liter airpots	\$ 2,573.00	\$ 1,398.38	\$ 1,398.38
1	23001.0006	Bunn CWTF15-APS Airpot Brewer 120V/15amp Plastic Funnel Hot Water Faucet Stainless Décor Automatic	\$ 1,258.00	\$ 742.73	\$ 742.73
1	23001.0017	Bunn CWTF15-APS Airpot Brewer 120V/15amp Stainless Steel Funnel Hot Water Faucet Stainless Décor Automatic	\$ 1,300.00	\$ 762.73	\$ 762.73
<u>Lever Airpots</u>					
1	32125.0000	Bunn Stainless Steel Airpot 2.5 Liter	\$ 70.00	\$ 49.93	\$ 49.93
1	32125.0100	Bunn Stainless Steel Airpot 2.5 Liter 6 Pack	\$ 404.00	\$ 270.55	\$ 270.55
1	32130.0000	Bunn Stainless Steel Airpot 3.0 Liter	\$ 75.00	\$ 52.93	\$ 52.93
1	32130.0100	Bunn Stainless Steel Airpot 3.0 Liter 6 Pack	\$ 434.00	\$ 288.55	\$ 288.55

Coffee Grinders

1	22104.0000	Bunn G1 HD Bulk Grinder 120V/15amp Black Décor 1 lb hopper Heavy Duty	\$ 1,698.00	\$ 861.31	\$ 861.31
1	24250.0000	Bunn G9 HD Portion Control Grinder 120V/15amp Stainless Décor Dual 6 lb Hoppers High Volume Capacity Brewer Interface	\$ 2,398.00	\$ 1,271.72	\$ 1,271.72

Pricing Includes equipment installation and Set-up

Pricing includes all electrical cords, plugs and hardware which are not supplied by manufacturer.

Pricing includes an appropriate Cuno Cartridge water filter

Pricing based on installation along with espresso machine installation.

Prices do not include sales tax

Bunn Warranty

All equipment other than as specified below: 2 years part and 1 year labor

Electronic Circuit and/or control boards: 3 years parts and 3 years labor

Compressors on refrigeration equipment: 5 years parts and 1 year labor

Grinding Burrs on coffee grinding equipment to meet original factory sieve analysis:

3 years parts and 3 years labor or 30000 lb coffee, whichever comes first

DaVinci Gourmet® Sugar Free Syrups

Sweetened with
SPLENDA®
 43 Great Flavors



DaVinci Gourmet Sugar Free Flavored Syrups are sweetened with SPLENDA® Brand Sweetener. Because SPLENDA is derived from real sugar, it tastes like real sugar.

Facts about SPLENDA

- The only no calorie sweetener made from real sugar.
- There is no unpleasant aftertaste like many other sugar free sweeteners.
- Everyone, including people with diabetes can safely enjoy SPLENDA.
- Extremely shelf stable.
- Baking studies have shown that SPLENDA is exceptionally heat stable.

DaVinci Gourmet Sugar Free Flavored Syrups can be used to create delicious coffee and espresso drinks, smoothies, alcoholic and non-alcoholic cocktails, Italian sodas, desserts and more. They are available in the following flavors:

Almond	Coconut	Irish Cream	Praline
Amaretto	Cookie Dough	Kahlua	Pumpkin Pie
B-52	Crème de Menthe	Lime	Raspberry
Banana	Dulche de Leche	Macadamia Nut	Root Beer
Blueberry	Egg Nog	Orange	Strawberry
Butter Rum	English Toffee	Pancake	Sugar Free Sweetener
Butterscotch	French Vanilla	Peach	Toasted Marshmallow
Caramel	German Choc Cake	Peanut Butter	Vanilla
Cherry	Gingerbread	Peppermint	Watermelon
Chocolate	Hazelnut	Peppermint Paddy	White Chocolate
Cinnamon	Huckleberry	Pineapple	

750 ml bottles (25.4 fl. oz) 12 Bottles per case.

<u>Quantity</u>	<u>Price/750 ml bottle</u>
1 to 11 bottles	5.50
12 to 47 bottles	5.25
48 to 95 bottles	5.00
96 or more bottles	4.75

Cases can be a mixture of DaVinci Classic, Sugar Free Flavors, Fruit Innovations and quantity discounts will apply. Prices are FOB Collingdale, PA 19023.



NEW! Fruit Innovations™ Syrups

Fruit Innovations™ Syrups are specially formulated for making refreshing cold beverages. Give **lemonades, ice teas, and sodas** a unique twist by adding one of our gourmet syrup flavors. These delicious syrups are made with pure cane sugar and ultra-filtered water. Easily mixable Fruit Innovations™ syrups naturally compliment many cold drinks without adding overwhelming sweetness. So stir one of our new flavors into your next drink recipe and get that fresh-squeezed fruit taste anywhere, anytime!

Asian Citrus
Mango
Raspberry

Honey Melon
Peach
Strawberry

Mandarin Orange
Pomegranate
Tropical Fruit

<u>Quantity</u>	<u>Price/750 ml bottle</u>
1-11 bottles	5.00
12-47 bottles	4.75
48-95 bottles	4.50
96 or more bottles	4.25

Cases can be a mixture of DaVinci Classic, Sugar Free Flavors, Fruit Innovations and quantity discounts will apply. Prices are FOB Collingdale, PA 19023.

DaVinci Gourmet Sauces



DaVinci Gourmet Sauces are delightfully rich and creamy, perfect for blending into hot or cold beverages. These delicious sauces are great for topping ice cream or baked desserts.

	Half-gallon jug (5 lb 8 oz)	One-gallon jug (11 lb)
Chocolate	\$6.85	12.60
White Chocolate	\$6.85	12.60
Caramel	\$7.90	14.75
Pumpkin Pie	\$10.75	N/A

Prices are FOB Collingdale, PA 19023



JET SMOOTHIES

- All-in-one Jet Liquid Mix
- Real Fruit Puree, antioxidant rich tea and Vitamin C
- Fat Free and Preservative Free
- Dairy Free (Except for Caribbean Colada)
- Always ready to use – just refrigerate after opening for up to 4 weeks.
- Shelf stable re-closable carton.



- Strawberry Bomb
- Mango Mania
- Strawberry Banana
- Extreme Peach
- Wildberry Blast
- Very Cherry
- Caribbean Colada
- Antiox APB
- Kiwi Banana
- Intense Green Apple
- Mandarin Orange/Passion Fruit.
- Outrageous Orange **New!!!!**

Each Jet Tea flavor is packaged in its liquid form in six 64 oz cartons per case. No refrigeration is required and the shelf life is a minimum of six months! Flavors can be mixed and get case price.

<u>Unit of Sale</u>	<u>Price</u>	<u>Cost per 16 oz smoothie</u>	
		<u>From a Blender</u>	<u>From a Granita</u>
Case of six 64 oz cartons	62.70	1.14	1.04
Single 64 oz carton	10.45	1.14	1.04

Antiox APB

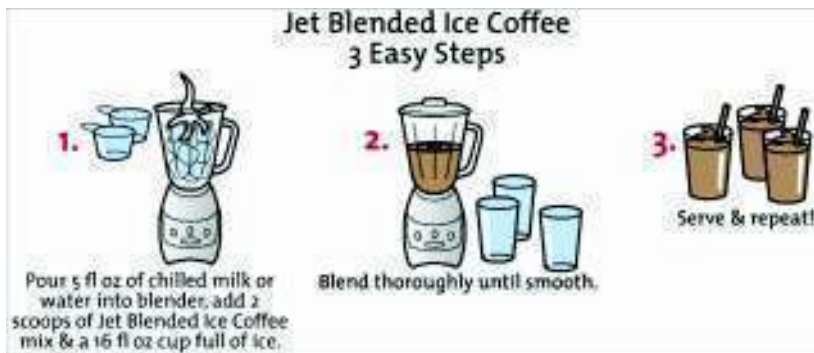
<u>Unit of Sale</u>	<u>Price</u>	<u>Cost per 16 oz smoothie</u>	
		<u>From a Blender</u>	<u>From a Granita</u>
Case of six 64 oz cartons	68.70	1.27	1.14
Single 64 oz carton	11.45	1.27	1.11

Prices include shipping up to UPS Zone 4 from Collingdale, PA 19023 for case quantities.



BLENDING ICE COFFEES

- Made with Arabica Coffee.
- Healthy ingredients, yet creamy and indulgent.
- 0 grams of trans-fat, no hydrogenated or tropical oils.
- Mixes easily for quick preparation.
- Shelf Stable, re-closable stand up pouch with measuring scoop in each bag.
- 4*3lb bags per case, each bags yields 17 * 16 ounce servings.



Available in the 6 biggest selling flavors:

- Mocha
- Vanilla Latte
- Coffee
- Big Bean Mocha
- Caramel Latte
- Vanilla Bean

Mocha

Nutrition Facts	
Serving Size 1/4 cup (40g) Servings Per Container about 34	
Amount Per Serving	
Calories 180 Calories from Fat 70	
	% Daily Value*
Total Fat 8g	12%
Saturated Fat 1g	8%
Trans Fat 0g	
Cholesterol 0mg	0%
Sodium 65mg	3%
Total Carbohydrate 27g	9%
Dietary Fiber 1g	4%
Sugars 17g	
Protein 2g	
Vitamin A 0% • Vitamin C 0%	
Calcium 4% • Iron 2%	

*Percent Daily Values are based on a 2,000 calorie diet.

INGREDIENTS: SUGAR, SUNFLOWER OIL, CORN SYRUP SOLIDS, MONOFAT DRY MILK, MALTODEXTRIN, COCA (PROCESSED WITH ALKALI), COFFEE, SODIUM CASEINATE, NATURAL AND ARTIFICIAL FLAVOR, DIPOTASSIUM PHOSPHATE, MONO AND DIGLYCERIDES, SALT, SILICON DIOXIDE (ANTI-CAKING AGENT), LOCUST BEAN GUM, SOY LECTIN, GUAR GUM, SODIUM CITRATE, SODIUM PHOSPHATE, CARRAGEENAN. CONTAINS MILK, SOY

Vanilla Latte

Nutrition Facts	
Serving Size 1/4 cup (40g) Servings Per Container about 34	
Amount Per Serving	
Calories 180 Calories from Fat 70	
	% Daily Value*
Total Fat 8g	12%
Saturated Fat 1g	8%
Trans Fat 0g	
Cholesterol 0mg	0%
Sodium 60mg	3%
Total Carbohydrate 28g	9%
Dietary Fiber 0g	0%
Sugars 18g	
Protein 1g	
Vitamin A 0% • Vitamin C 0%	
Calcium 4% • Iron 0%	

*Percent Daily Values are based on a 2,000 calorie diet.

INGREDIENTS: SUGAR, SUNFLOWER OIL, CORN SYRUP SOLIDS, MALTODEXTRIN, MONOFAT DRY MILK, COFFEE, SODIUM CASEINATE, DIPOTASSIUM PHOSPHATE, MONO AND DIGLYCERIDES, SALT, SILICON DIOXIDE (ANTI-CAKING AGENT), NATURAL AND ARTIFICIAL FLAVOR, LOCUST BEAN GUM, SOY LECTIN, GUAR GUM, SODIUM CITRATE, SODIUM PHOSPHATE, CARRAGEENAN. CONTAINS MILK, SOY

Coffee

Nutrition Facts	
Serving Size 1/4 cup (40g) Servings Per Container about 34	
Amount Per Serving	
Calories 180 Calories from Fat 70	
	% Daily Value*
Total Fat 8g	12%
Saturated Fat 1g	8%
Trans Fat 0g	
Cholesterol 0mg	0%
Sodium 52mg	2%
Total Carbohydrate 28g	9%
Dietary Fiber 0g	0%
Sugars 19g	
Protein 1g	
Vitamin A 0% • Vitamin C 0%	
Calcium 2% • Iron 0%	

*Percent Daily Values are based on a 2,000 calorie diet.

INGREDIENTS: SUGAR, SUNFLOWER OIL, CORN SYRUP SOLIDS, MALTODEXTRIN, COFFEE, MONOFAT DRY MILK, SODIUM CASEINATE, DIPOTASSIUM PHOSPHATE, MONO AND DIGLYCERIDES, SALT, SILICON DIOXIDE (ANTI-CAKING AGENT), NATURAL AND ARTIFICIAL FLAVOR, LOCUST BEAN GUM, SOY LECTIN, GUAR GUM, SODIUM CITRATE, SODIUM PHOSPHATE, CARRAGEENAN. CONTAINS MILK, SOY

Big Bean Mocha

Nutrition Facts	
Serving Size 1/4 cup (40g) Servings Per Container about 34	
Amount Per Serving	
Calories 180 Calories from Fat 70	
	% Daily Value*
Total Fat 8g	12%
Saturated Fat 1g	8%
Trans Fat 0g	
Cholesterol 0mg	0%
Sodium 60mg	3%
Total Carbohydrate 28g	9%
Dietary Fiber 1g	4%
Sugars 17g	
Protein 2g	
Vitamin A 0% • Vitamin C 0%	
Calcium 4% • Iron 2%	

*Percent Daily Values are based on a 2,000 calorie diet.

INGREDIENTS: SUGAR, SUNFLOWER OIL, CORN SYRUP SOLIDS, MALTODEXTRIN, MONOFAT DRY MILK, COFFEE, COCA (PROCESSED WITH ALKALI), SODIUM CASEINATE, NATURAL AND ARTIFICIAL FLAVOR, DIPOTASSIUM PHOSPHATE, MONO AND DIGLYCERIDES, SALT, SILICON DIOXIDE (ANTI-CAKING AGENT), NATURAL FLAVOR, LOCUST BEAN GUM, SOY LECTIN, GUAR GUM, SODIUM CITRATE, SODIUM PHOSPHATE, CARRAGEENAN, CARAMEL COLOR. CONTAINS MILK, SOY

Caramel Latte

Nutrition Facts	
Serving Size 1/4 cup (40g) Servings Per Container about 34	
Amount Per Serving	
Calories 180 Calories from Fat 70	
	% Daily Value*
Total Fat 8g	12%
Saturated Fat 1g	8%
Trans Fat 0g	
Cholesterol 0mg	0%
Sodium 55mg	2%
Total Carbohydrate 29g	10%
Dietary Fiber 0g	0%
Sugars 20g	
Protein 1g	
Vitamin A 0% • Vitamin C 0%	
Calcium 2% • Iron 0%	

*Percent Daily Values are based on a 2,000 calorie diet.

INGREDIENTS: SUGAR, SUNFLOWER OIL, CORN SYRUP SOLIDS, MALTODEXTRIN, MONOFAT DRY MILK, SODIUM CASEINATE, LOPENTASSIUM PHOSPHATE, MONO AND DIGLYCERIDES, SALT, OIL, COCA (PROCESSED WITH ALKALI), COFFEE, NATURAL FLAVOR, LOCUST BEAN GUM, SOY LECTIN, GUAR GUM, SODIUM CITRATE, SODIUM PHOSPHATE, CARRAGEENAN. CONTAINS MILK, SOY

Vanilla Bean

Nutrition Facts	
Serving Size 1/4 cup (40g) Servings Per Container about 34	
Amount Per Serving	
Calories 180 Calories from Fat 70	
	% Daily Value*
Total Fat 8g	12%
Saturated Fat 1g	8%
Trans Fat 0g	
Cholesterol 0mg	0%
Sodium 60mg	3%
Total Carbohydrate 28g	10%
Dietary Fiber 0g	0%
Sugars 20g	
Protein 1g	
Vitamin A 0% • Vitamin C 0%	
Calcium 2% • Iron 0%	

*Percent Daily Values are based on a 2,000 calorie diet.

INGREDIENTS: SUGAR, SUNFLOWER OIL, CORN SYRUP SOLIDS, MALTODEXTRIN, MONOFAT DRY MILK, SODIUM CASEINATE, NATURAL AND ARTIFICIAL FLAVOR, DIPOTASSIUM PHOSPHATE, MONO AND DIGLYCERIDES, SALT, SILICON DIOXIDE (ANTI-CAKING AGENT), VANILLA BEANS (CRUSHED), LOCUST BEAN GUM, SOY LECTIN, GUAR GUM, SODIUM CITRATE, SODIUM PHOSPHATE, CARRAGEENAN. CONTAINS MILK, SOY

Packaged in powdered form in four 3 pound bags per case. Flavors can be mixed and get case price.




Unit of Sale	Price	Cost per 16 oz Frappe
Case of four 3 lb bags	\$68.00	1.00
Single 3 lb bag	\$17.85	1.05

Prices include shipping up to UPS Zone 4 from Collingdale, PA 19023 for case quantities.





Found Better Pricing? We Will Compete, Call Us Today!
888.411.5282
 Mon-Thurs 9-7 ET / Fri 9-5:30 ET / Sat 9-2 ET

RETAIL VENUES C-STORES OFFICES RESTAURANTS COFFEE SHOPS CARTS/KIOSKS HOTELS

my account | log in   

Search:

 Search by category: 


Rio Vania 2 Group Auto Espresso Machine

Shop Retail Store
 Shop Outlet Store

Businesses

- Retail Venues
- C-Stores
- Offices
- Restaurants
- Coffee Shops
- Carts/Kiosks
- Hotels

NEW! Articles

Categories


- Espresso Machines
 - Semi-Automatic
 - Super Automatic
- Coffee & Tea Brewers
 - Airpots
 - Dispensers
- Grinders
- Blenders
- Vending Machines
- Coffee, Espresso & Tea
- Accessories
- Starter Packs
- Water Filtration

Brands

- Bunn
- Capresso
- Compak
- Concordia
- Dalla Corte
- EcoSleeve
- Fetco
- Franke
- Gaggia
- Ghirardelli
- Grimac Royal Falcon
- Hamilton Beach
- Jura Capresso
- La Marzocco
- Lavazza
- Macap
- Mazzer
- Mocafe
- Monin Syrup
- Rancilio
- Rio
- Saeco
- Schaerer
- Solo
- Tater Ware
- Te Teas
- Urnex
- Vita-mix
- Whole Latte Love
- Signature Coffees



Colors: [Gray](#)

Gray, \$6,192.00 

ADD TO CART 

Capacity:	50-100 cups/hour
Maintenance:	Medium
Training:	Medium
Skill Level:	Medium

PRODUCT DETAIL

-  ACCESSORIES
-  INSTALLATION/MAINT
-  PACKAGE DEALS

Our Price \$6,192.00

[Suitable Environment](#) [Highlights](#) [Feature Details](#) [Maintenance](#) [Installation](#)

Programmable Brewing Buttons

Each brew group on the Rio Vania features a keypad with 4 programmable brewing buttons. You can program the buttons for each brew group all at once, or program them separately for maximum versatility. When programmed, each button will automatically stop the brewing process once the preset liquid volume is reached. This makes brewing just the right amount for single shot and double shot espressos, cappuccinos, and lattes simple for both experienced brewers and trainees. Also, because employees don't need to manually dispense each shot, they can brew multiple drinks at once and speed up production.

Large Boiler

The Vania 2 Group features a large 10.5-liter, nickel-plated brass boiler that holds enough water for over 300 shots of espresso, a perfect size for most medium-sized operations. A submerged, removable heat exchanger provides instant hot steam, so you can efficiently brew and steam at the same time. It is also fully plumbable, so you never have to manually refill.

Temperature Stability

The Vania's heavy brass brew groups and submerged heat exchanger are designed to help maximize temperature stability during brewing. With a powerful heating element and a large capacity boiler, the Vania can maintain consistent temperatures during your busiest hours.

Rotating Steam Wands

The Vania has 2 stainless steel steam wands located on either end of the machine, making steaming and frothing easy with frothing pitchers of all sizes. The Vania's steaming system features an anti-siphon valve that prevents milk from entering the boiler if a vacuum is created, so you'll never have to worry about cleaning milk residue out of the internal components of the machine.

7/11/2010

Information to Know

- Policies
- Warranties
- Installation Policy
- Shipping



Wholelattelove.com: Rio: Rio Vania 2 Gr...

Cup Warmer

A large cup warmer located on the top of the Vania ensures that minimal heat is lost during the final part of the brewing process. There is lots of room for a variety of cups to be kept nice and warm by passive heat from the Vania's large boiler.

Clean Design

The Rio Vania is designed with cleanliness in mind. Extra-tall legs make it easy to clean underneath the machine, while a drip tray under all of the groups catch any spills. The Vania's durable exterior is also easy to wipe down with a damp cloth.

[Back to Top of Page](#)

[Commercial Equipment](#) . [shop WholeLatteLove.com](#) . [Policies](#) . [Warranties](#) . [Contact Us](#) . [View Cart](#)

[888-411-5282 \(JAVA\)](tel:888-411-5282) or [585-924-7170](tel:585-924-7170) or [FAX 585-924-7362](tel:585-924-7362)

Commercial Equipment @ Whole Latte Love - 2200 Brighton Henrietta Town Line Rd, Rochester, NY 14623

[Copyright © 2010 Whole Latte Love](#). All rights reserved.

1047 Mount Rose Avenue
York, PA 17403
717-505-1615

07/12/10 08:38:41 AM

QUOTE NUMBER

CROSP0 545-1911

2040159-0000-02

BILL TO:
CROSSPOINT CHURCH
430 COLONIAL RD
HARRISBURG PA 17109-1594

SHIP TO:
CROSSPOINT CHURCH
430 COLONIAL RD
HARRISBURG PA 17109-1594

CUSTOMER P.O.NO. SOHO CAPE PLAN B

CUSTOMER P.O.NO. SOHO CAPE PLAN B

QUOTATIONQUOTATION***QUOTATION***QUOTATION***QUOTATION***

QUOTE NUMBER	SLBMN	QUOTE DATE	TAKER	CUSTOMER P.O. NUMBER	DATE	
2040159-0000-02	399	07/12/10	372	SOHO CAPE PLAN B		
INSTRUCTIONS					PFT.	PAGE NO.
ATTN JASON MACKKEY					B	1

QUANTITY			DISP.	ITEM CODE AND DESCRIPTION	U/M	UNIT PRICE	AMOUNT
ORDERED	B.O. RET.	SHIPPED					
				ATTN: JASON MACKKEY			
				***** EXPIRATION DATE: 07/13/10 *****			
12				*imx454-SS5HO-US-LM841 BLACK 4 LIGHT GENERAL SPLIT GENERAL LIGHTING SPLIT 2/2 LAMPS 6 UNITS EACH SIDE TYPE A	EA	208.2300	2498.76
2				BROAN 679 70CFM FAN/LITE BATHROOM FAN/LITE COMBO	E	41.9882	83.98
2				EML LWSBX14R-29 LED 2-FACE EXIT W/2-HEADS EXITS W/ HEADS	EA	116.4706	232.94
2				EML LSM54-2 6V DBL HD EMERG LITE BATTERY UNITS WITH HEADS	E	76.4706	152.94
4				QMRK 56HRCF 56IN INDUSTRIAL CEILING FA INDUSTRIAL FANS 2 PER SIDE WILL NEED TO BE PAINTED BLACK	EA	63.5529	254.21

EDGE EXPLANATION
 * - STATE TAX APPLICABLE C - COVER COMPLETE
 F - FEDERAL TAX APPLICABLE D - IMP CT BARRIERS
 I - STATE & FEDERAL TAX E - FACTORY MARRIAGE
 B - BALANCE BACK ORDERED H - RETURNED C/L

MATERIAL CANNOT BE RETURNED WITHOUT AUTHORIZATION AND WILL BE SUBJECT TO A RESTOCKING CHARGE.

PAST DUE INVOICES SUBJECT TO 1.5% SERVICE CHARGE.

FREIGHT IN	FREIGHT OUT

SUB TOTAL CONTINUED
 MISC. CHARGE.
 TELE. CHARGE
 FREIGHT TOTAL
 FED./OTHER TAX
 STATE TAX
 PAYMENT REC'D.

YALE ELECTRIC SUPPLY CO.

QUOTATION

1047 Mount Rose Avenue
York, PA 17403
717-505-1615

07/12/10 08:38:41 AM

QUOTE NUMBER

CROSP0 545-1911

2040159-0000-02

BILL TO:
CROSSPOINT CHURCH
430 COLONIAL RD
HARRISBURG PA 17109-1594

SHIP TO:
CROSSPOINT CHURCH
430 COLONIAL RD
HARRISBURG PA 17109-1594

CUSTOMER P.O.NO. SOHO CAFE PLAN B

CUSTOMER P.O.NO. SOHO CAFE PLAN B

QUOTATION **QUOTATION*** **QUOTATION*** **QUOTATION*** **QUOTATION***

QUOTE NUMBER	SLSMN	QUOTE DATE	TAKER	CUSTOMER P.O. NUMBER	DATE
2040159-0000-02	399	07/12/10	372	SOHO CAFE PLAN B	

INSTRUCTIONS

FHT.

PAGE NO

ATTN JASON MACKAY

B

2

QUANTITY			DISP	ITEM CODE AND DESCRIPTION	U/M	UNIT PRICE	AMOUNT
ORDERED	B.O. NET.	SHIPPED					
2				LUT SFSQ-FH-IV SP FAN SPD CNTRL FAN SPEED CONTROLS	E	15.0588	30.12
4				LUT S-603PH-IV 3WAY600W INC DIM DIMMERS FOR WALL SCONCES	E	18.0000	72.00
21				*WL121BRZAMP TYPE B	EA	135.8824	2853.53
5				*MLKD1STNAMB TYPE C	EA	437.6471	2188.24
1				*MLKP1SSTNAMB TYPE D PENDENT TRACK	EA	600.0000	600.00
1				*MISC HANGERS FOR TRACK/FANS	EA	1000.0000	1000.00
1				*MISC SWITCHES/REC	EA	1000.0000	1000.00
1				*ESTIMATE OF LABOR MY BEST GUESS	EA	35000.0000	35000.00

CODE EXPLANATION

* - STATE TAX APPLICABLE C - CARRIER COMPLETE
 † - REG/DISTR TAX APPLICABLE D - DIRECT SHIPMENT
 ‡ - STATE & FEDERAL TAX E - FACTORY PROGRAM
 § - BALANCE BACK ORDERED H - RETURNED ETL

FREIGHT IN	FREIGHT OUT

MATERIAL CANNOT BE RETURNED WITHOUT AUTHORIZATION AND WILL BE SUBJECT TO A RESTOCKING CHARGE.

PAST DUE INVOICES SUBJECT TO 1.5% SERVICE CHARGE.

SUB TOTAL	45,966.72
MISC. CHARGE	
TELE. CHARGE	
FREIGHT TOTAL	
FED./OTHER TAX	0.00
STATE TAX	0.00
PAYMENT REC'D.	0.00

AL AMOUNT DUE
45,966.72

TYP B

WL123 Belforte



The hand-blown Belforte glass is custom-fitted to this delightful wall sconce. 120V line voltage requires no transformer. Max. 40W G9 lamp included. Mounts to standard junction box. ADA compliant.



Make product selections and build your model number



Sunflower

Model	Hardware Finish	Shade Finish	Example
WL123	BRZ	SFL	WL123-BRZ-SFL
	BRZ Vintage Bronze	AMF Amber Fisch	ANQ Antique
		AMT Amaretto	SFL Sunflower



Amaretto



Amber Fisch



Antique

6 1/2" = H
3 1/2" = D
7" = W

WL124 La Poventa

This decorative wall sconce adds the finishing touch to any Tuscan Villa décor. 120V line voltage requires no transformer. Max. 40W G9 lamp included. Mounts to standard junction box.



Make product selections and build your model number




Antique

Model	Hardware Finish	Shade Finish	Example
WL124	BRZ	ANQ	WL124-BRZ-ANQ
	BRZ Vintage Bronze	ANQ Antique	
		RAD Radiant Red	



Radiant Red

7 1/2" = H
4 1/2" = D
9" = W



TYPE

ifa Monoline Kits

MLKD3 8' Line Voltage 5 Light Kit with SP11 Fixtures

Line voltage bendable track kit with 8' of MonoLine track, supports, joiners, power feed, and 5 adjustable SP11 fixtures. Includes five 50W GU10 lamps. Power feed cannot be extended.

Make product selections and build your model number

Model	Hardware Finish	Shade Finish	Example
MLKD3	STN	AMB	MLKD3-STN-AMB

- | | | | |
|------------|----------------|------------|-------|
| BRZ | Vintage Bronze | AMB | Amber |
| STN | Satin Nickel | BLU | Blue |
| WHT | White | FRT | Frost |



MLKD4 8' Line Voltage 5 Light Kit with SP12 Fixtures

Line voltage bendable track kit with 8' of MonoLine track, supports, joiners, power feed, and 5 adjustable SP12 fixtures. Includes five 50W GU10 lamps. Power feed cannot be extended.

Make product selections and build your model number

Model	Hardware Finish	Shade Finish	Example
MLKD4	STN	OPL	MLKD4-STN-OPL

- | | | | |
|------------|----------------|------------|-------|
| BRZ | Vintage Bronze | AMB | Amber |
| STN | Satin Nickel | BLU | Blue |
| WHT | White | OPL | Opal |



MLKP1G
4' Line Voltage
3 Light Kit with
P202 Fixtures

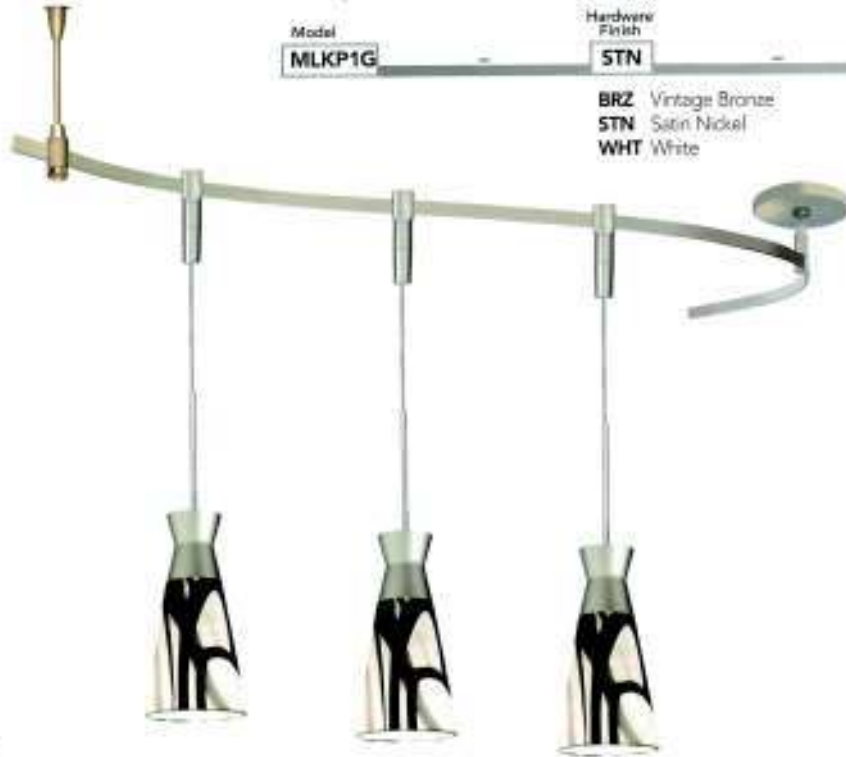
Line voltage bendable track kit with 4' of MonoLine track, one support, power feed; and three P202 pendant fixtures. Includes three 120V, 50W Max. Frosted G9 lamps. Includes three 40W G9 Halogen lamps. Hand blown art glass or metal shades. Power feed cannot be extended.

Make product selections and build your model number

Model **MLKP1G** Hardware Finish **STN** Shade Finish **BKS** Example **MLKP1G-STN-BKS**

- BRZ** Vintage Bronze
STN Satin Nickel
WHT White

- AMB** Amber
AMR Amber Rain
BKS Black Swirl
BLD Blue Dawn
BRZ Vintage Bronze
OPL Opal
STN Satin Nickel



MLKP1S
4' Line Voltage
3 Light Kit with
P202 Fixtures

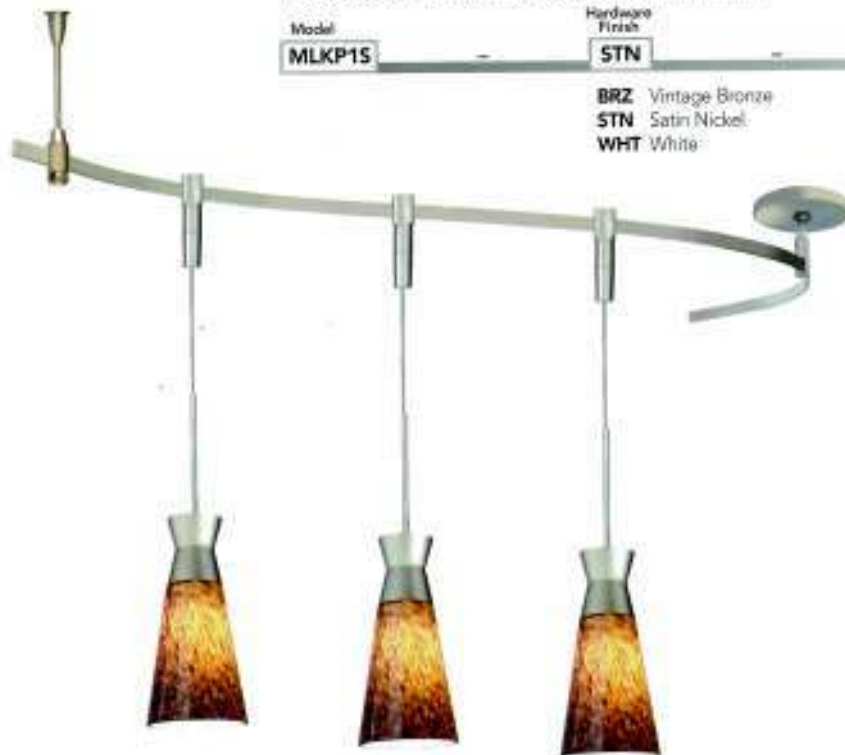
Line voltage bendable track kit with 4' of MonoLine track, one support, one standard stem power feed, and three P202 pendant fixtures. Includes three 13W, GU24 CFL lamps. Hand blown art glass or metal shades. Power feed cannot be extended.

Make product selections and build your model number

Model **MLKP1S** Hardware Finish **STN** Shade Finish **AMR** Example **MLKP1S-STN-AMR**

- BRZ** Vintage Bronze
STN Satin Nickel
WHT White

- AMB** Amber
AMR Amber Rain
BKS Black Swirl
BLD Blue Dawn
BRZ Vintage Bronze
OPL Opal
STN Satin Nickel





Encore - Salsa Sofa



Encore - Salsa Sofa

[Add to My Favorites](#)

Material	Fabric
Color	Salsa
Dimensions	83"W x 37"D x 35"H
Weight	107 lbs

estimated dimensions and weight

Product Description

With soft upholstery fabric surrounding a stylish contemporary frame, the "Encore-Salsa" upholstery collection creates furniture that offers both beauty and comfort to enhance your living area. The subtle curve of the arms surround the supportive seating cushions and plush pillow back design making this contemporary designed collection a comfortable addition to any home environment. With the beautiful tone of the soft upholstery fabric perfectly complemented by the rich finish tapered block feet, this upholstery collection fits flawlessly into any decor. Decorate your living environment with the style and comfort of the "Encore-Salsa" upholstery collection.

Additional Views


The Set



Chaise




Loveseat



Accent Chair



Sofa & Loveseat



Room View

[About Us](#)

- [FAQ](#)
- [Careers](#)
- [Customer Service](#)
- [Privacy Policy](#)
- [Terms of Use](#)
- [Site Map](#)

© 2010 Ashley HomeStores, Ltd. All rights reserved.

We're sorry - an error occurred.

[OK](#)



Encore - Grain Loveseat



Encore - Grain Loveseat

[Add to My Favorites](#)

Material	Fabric
Color	Grain
Dimensions	60"W x 37"D x 35"H
Weight	86 lbs

estimated dimensions and weight

Product Description

With soft upholstery fabric surrounding a stylish contemporary frame, the "Encore-Grain" upholstery collection creates furniture that offers both beauty and comfort to enhance your living area. The subtle curve of the arms surround the supportive seating cushions and plush pillow back design making this contemporary designed collection a comfortable addition to any home environment. With the beautiful tone of the soft upholstery fabric perfectly complemented by the rich finish tapered block feet, this upholstery collection fits flawlessly into any decor. Decorate your living environment with the style and comfort of the "Encore-Grain" upholstery collection.

Additional Views


The Set



Chaise



Sofa



Accent Chair



Sofa & Loveseat



Room View

- [About Us](#)
- [FAQ](#)
- [Careers](#)
- [Customer Service](#)
- [Privacy Policy](#)
- [Terms of Use](#)
- [Site Map](#)

© 2010 Ashley HomeStores, Ltd. All rights reserved.

We're sorry - an error occurred.

[OK](#)



Encore - Salsa Accent Chair



Encore - Salsa Accent Chair

[Add to My Favorites](#)

Material	Fabric
Color	Canyon
Dimensions	29"W x 29"D x 38"H
Weight	36.3 lbs

estimated dimensions and weight

Product Description

With soft upholstery fabric surrounding a stylish contemporary frame, the "Encore-Salsa" upholstery collection creates furniture that offers both beauty and comfort to enhance your living area. The subtle curve of the arms surround the supportive seating cushions and plush pillow back design making this contemporary designed collection a comfortable addition to any home environment. With the beautiful tone of the soft upholstery fabric perfectly complemented by the rich finish tapered block feet, this upholstery collection fits flawlessly into any decor. Decorate your living environment with the style and comfort of the "Encore-Salsa" upholstery collection.

Additional Views

The Set



Chaise



Loveseat



Sofa



Sofa & Loveseat



Room View

[About Us](#)

- [FAQ](#)
- [Careers](#)
- [Customer Service](#)
- [Privacy Policy](#)
- [Terms of Use](#)
- [Site Map](#)

© 2010 Ashley HomeStores, Ltd. All rights reserved.

We're sorry - an error occurred.

[OK](#)



Hadley - Grain Accent Chair



Hadley - Grain Accent Chair

[Add to My Favorites](#)

Material	Fabric
Color	Mahogany
Dimensions	32"W x 40"D x 38"H
Weight	67 lbs


estimated dimensions and weight

Product Description

The sleek contemporary design of the "Hadley-Grain" upholstery collection takes comfort to a new level with the exciting look of this Metro Modern styled furniture collection. The bright-toned upholstery fabric beautifully surrounds the straight-lined arms and plush back and seat cushions creating an upholstery collection that is as comfortable as it is stunningly stylish. With the rich finished showwood and tapered block feet, the "Hadley-Grain" upholstery collection embraces the true ideal of Metro Modern design.

Additional Views

The Set



Loveseat



Sofa



Accent Chair



Sofa & Loveseat



Room View

[About Us](#)

- [FAQ](#)
- [Careers](#)
- [Customer Service](#)
- [Privacy Policy](#)
- [Terms of Use](#)
- [Site Map](#)

© 2010 Ashley HomeStores, Ltd. All rights reserved.

We're sorry - an error occurred.

[OK](#)